



The Inman Company

Residential and Commercial Interior Design
www.theinmancompany.com

The Inman Company Presents:

"Show Off Your Space!"

We're Seeking the Ultimate Nursery

The Winning Nursery Design Will Receive

\$500.00

In This Issue

[The Winner of "Searching For Your Living Room"](#)

[Seven Baby Steps To A Perfect Nursery](#)

Resources



The Inman Company
Residential and Commercial Interior Design
[The Inman Company](#)



[Floor Covering Brokers](#)



[Kitchen Choreography](#)



Painting & Wood Restoration

[Dan Brady Painting & Wood Restoration](#)



Is Your Child's Nursery Ready for Its Close-Up?

Show us what you've created for your son or daughter and you could win \$500.00
(What a great gift to contribute to a college fund!)

Is your child's nursery worth showing off? No matter what its size, style or theme, or what your budget was, The Inman Company wants to see it. Whether your son or daughter has a professionally designed nursery fit for royalty or a former spare room that has been playfully transformed, we invite you to participate in the third of our four "Show Off Your Space" contests.

Design Question? *Ask Shane*

[Email Shane at
The Inman Company](#)



Join Our List

[Join Our Mailing List!](#)

Upcoming Contest Schedule:


Bedroom - October 08
Living Room - January 09
Nursery - April 09
Bathroom - July 09

Design Tip

"Simplistic gender-neutral is the best design style for your child's room if you're on a tight budget."

Listen To Shane!

On Urban Diversion Radio



Public Relations


If you are interested in having Shane Inman from The Inman Company contribute to your next

The Inman Company will be looking for the best use of space, the best use of color and the most originality in the overall design of the nursery. Enter online at contest@theinmancompany.com before January 31, 2009 for a chance to win \$500.00.

Contest Details: Provide 3-5 images of your nursery, your full name, email address, phone number and mailing address, and tell us in 100 words or less why you have the winning nursery.

Contests Rules and Regulations: No purchase necessary to enter to win. The "Show Off Your Space" contest is open to all residents of the United States who are 18 years of age or older at the time of entry. The contest will end at 12:00 midnight on January 31, 2009. The Inman Company will be the sole judge and will determine a winner based on personal and professional perception of overall aesthetics. All submitted photos will become the property of The Inman Company. By entering the contest, you grant The Inman Company an irrevocable, non-exclusive, royalty-free license to broadcast, display on its website, copy, edit and otherwise use your likeness and your entry materials, including your photographs, videotape and essay, for any promotional or commercial purposes, both during the contest and for future contests. The Inman Company will notify the winner by email and will mail the award to the winner after the winner has signed legally binding paperwork outlining these rules and regulations.

The Winning Living Room "Searching for Your Living Room"



Meet the Winner!




Michael Jon Watt
Traverse City, Michigan

Shane Inman, president and owner of The Inman Company, asked Michael what his personal inspiration was for his latest remodeling project.

I recently moved to Traverse City from the West Coast and wanted a fresh cottage vibe for my new home, capturing the ease of California. With a small budget, I used furniture I already had and changed the look with tailored slipcovers. A subtle neutral paint brightens the walls and complements quirky flea market finds. Linen window panels keep the room bright and welcoming, while comfortable handmade throws and pillows made from vintage yardage invite guests to settle in. Each of my guests remarks how charming and welcoming my home is. And that's just the way it should be!

Seven Baby Steps to a




event or editorial, or if you would like him to make a special appearance, contact Raelene Wooden-Hall at Idea Stream 231-933-6635

[Email](#)



Perfect Nursery



1. Do Vibrant Colors

A wide variety of vibrant colors helps to stimulate your baby's development. Use as many colors as you can in your nursery and your precious one will have a lot to look at while spending time in his or her new room for years to come. Lime green, bright yellow, neon blue, fire engine red and pretty pink are timeless and classic baby colors.

2. Try Painting Furniture

Traditional wood furniture can be bland and boring for baby's room. Do you have a hand-me-down oak crib that is in good condition? Paint it a high-gloss finish of snow white, barn red, country cottage green, or retro blue and call it new again. Paint all complementary pieces such as baby-changing station, end tables, and dressers to coordinate, or make them stand out by using a contrasting color. For an even more fun approach, try over-painting furniture with various shapes, lines and designs to replicate [MacKenzie-Childs](#), the company that made whimsical so popular.

3. Add Decorative Elements

Your baby will go ga-ga over decorative shelves and picture rails, shiny wall ornaments, sparkly drapery rod finials, animated light switch covers, ornamental cabinet hardware, embroidered monograms, and bold wall art. These are the finishing elements that will elevate your baby's space from novice to professional.

4. Use a Lot of Fabrics

Surround your baby with the softest bed linens, blankets and quilts. Mix and match fabric textures and combine with contrasting ruffles, welts, trims, piping and banding to make bedskirts and window coverings stand out against any backdrop.

5. Experiment with Decorative Wall Painting

Murals, trompe l'oeil, stenciling, checkerboard, stripes, geometric shapes, diamonds or harlequin patterns can make any room age appropriate. What you put on your walls will be your main focus - it's what you build your room around - so make sure that you start out with a design/pattern that you adore. Do-it-yourself can be fun, but some designs may require the help of a professional. Dan Brady of [Dan Brady Painting & Wood Restoration](#) specializes in meticulous painting projects.

6. Keep Your Eye on Adaptability

Keep in mind that babies grow quickly, so an adjustable crib is more practical than a bassinet. Onesies are eventually replaced by either pants or dresses, so clothing rods that have the ability to adapt to different heights are key. A dresser from another room can easily become the baby's changing station. A timeless rocker will relocate well into the living room to make way for a youth bed. The most important fact is that the more gender neutral you design the nursery for "little Johnny," the easier it will be to transform it into a nursery for a potential "little Sally."

7. Stay Organized

Tiny booties, small clothing and the wide assortment of baby care products can be easily misplaced or overlooked when needed if not stored appropriately. When baby is crying because he or she has a diaper rash, you don't want to waste time figuring out where you put the ointment. Baskets, bins and containers are ideal for keeping all things organized and looking neat. Establish a plan that will allow you to have everything at your fingertips when you need it.

[Forward email](#)

✉ **SafeUnsubscribe®**

This email was sent to rae@idea-stream.com by shane@theinmancompany.com.
[Update Profile/Email Address](#) | Instant removal with [SafeUnsubscribe™](#) | [Privacy Policy](#).

Email Marketing by



The Inman Company | 743 Washington Street | Traverse City | MI | 49686