



Shawn Gauthier

I'm a freelance writer and design enthusiast who believes the best design... More »

12 Tricks for Updating the Bathroom

Give your bath a lift with a fab new mirror, rug, hardware, wall covering or color

Now that it's officially the new year, it's time to start freshening things up around the home. Ask yourself this question: how is the bathroom looking these days? Do you feel as if it could use a little something extra, but not quite sure what's missing? Whether your bathroom remodeling budget is big or small, there are solutions for all. Read on for ideas to help you reinvent your bathroom this year.

[Browse bathroom remodeling ideas](#) | [Find Kitchen and Bath designers](#)



by Lori Shaffer

Swap out your mirror. Mirrors can make a big difference in any room, but they are particularly important in the **bathroom**, as they need to be highly functional yet also in line with the overall décor. Make sure yours is large enough for everyday tasks like shaving and applying makeup, but also check to see if it fits appropriately in the space allotted and matches the bathroom's scheme. If not, it may be time for something new.



REAL SIMPLE

"The online equivalent of clipping decor inspiration from magazines"



More press »

Today's Ideabooks

Guest Picks: Bringing Brit Chic into Your Home



2012 promises to be a big year for Great Britain, with both the Summer Olympics and the Queen's Diamond...

Architect's Toolbox: A Room Within a Room



Architects and designers sometimes create a room within a room to reduce the scale and provide a more...

2012 Trends: New Appliances for Every Living Space



When you think about appliances, you probably think about cooking, cleaning and refrigeration. But now...

6 Ways to Care for Your Washing Machine



Your washing machine needs some love. Think about what this machine does for you: It cleans a hamper's...

My Houzz: Traditional, Collected Style in Oregon




Thirteenth's time the charm for homeowners Jenine and Craig Fletcher. In addition to Oregon (where they...

Using Houzz: Create a Home To-Do List



I'm always reading these helpful little articles about how to get organized. They always tell me I should...

Crazy for Crimson: 10 Ways to Fall for This Rich Red



Lately, I've had crimson on the brain. Maybe it's because I live in Alabama, home of the recently crowned...

Handmade Home: How to Sew a Table Runner



personality and flair to the space.



by Atmosphere Interior Design Inc.

Replace your hardware.

This can be an inexpensive change that can make all the difference. Hardware options these days give you near-endless choices of styles and finishes. Look for something that is distinctive while complementing your décor.



Do you love the handmade look? Do you want to create something beautiful for your home? You're in luck....

Old School Green Design: Add Texture With Grass



Grasses can work as a hedge, focal plants, textural elements in a walkway or beautiful contrasts to existing...

Guest Picks: How to Get It Together in the New Year




Every year I make the same resolutions: to be more organized, to take better care of my stuff and even...



by Martha O'Hara Interiors

Get the walls in on the act.

Bathroom wall treatments can define the style of your space. Whether you want to make a statement with bold wallpaper or create a calming atmosphere with a neutral paint color, it's a change that will improve the entire room in an affordable way.



Introduce color. To jazz up a neutral room, add pops of color through accessories,



furniture, towels — even bar soap.



Maximize your vanity. If the year ahead holds a **bathroom remodel**, then be sure to consider your vanity. It's possible you'll want it custom made to fit all your needs, such as the addition of a makeup counter in this example.



Assess your lighting. We spend a lot of time pampering ourselves in the bathroom mirror, so your lighting should be top-notch. Maximize as much natural light as possible, and be sure your vanity mirrors are flanked with lighting to reduce shadows.



Consider your flooring. It's easy to fall back on typical [bathroom flooring](#) options such as tile. However, consider making a statement by choosing a bold option like these herringbone floors. Your bathroom will feel so chic.




by Gast Architects

Amp the storage. Take a good look at your bathroom. Are your storage options carrying their weight? If you're renovating, make storage one of your top priorities by thinking of all the ways you can sneak it in, such as adding a **vanity tower** like this.



by Robin Rigby Fisher CMKBD/CAPS

Thankfully, adding storage doesn't require a full-on renovation. Hang shelving on the wall to create space for towels and other knickknacks.



Consider a glass shower door. Yes, glass shower doors reduce the privacy of the shower. However, in **small bathrooms**, they help the space seem larger, which



can greatly improve the look and feel of the room.



Add accessories.


Personalizing a space always makes it feel more homey and comfortable.



Bring in the flowers. Every space is improved with the addition of fresh flowers. Pull a few flowers from your garden or market and you've created a fresh and colorful accessory for very little cash.

Next: [Browse photos of bathroom designs](#)

More: [Top 20 Bathrooms of 2012](#)



News From Our Partners

- REAL SIMPLE** [Turn Clutter Into Storage Solutions](#)
With just a little imagination, those space-wasters that undoubtedly populate your garage and baseme...
- Stylist HOME** [Easy Tips For A Perfectly Well-Lit Home](#)
Looking to create a flattering glow yet still have enough wattage to see what you're doing? This speedy lesson in lamps, fixt...
- casasugar** [Weekly Faves: 5 Inspiring Indoor Spaces](#)
Usually designated for children's rooms, twin beds can also be an excellent way to house visitors wh...

Comments



billstap says:

What a great collection of bathroom pics!



santu says:

Well done! All I had to do to update my large mirror was add some wide moulding which gave the room a homier more modern look.



UPSTAGING YOUR HOMES says:

Wonderful post!!! All great ideas to add wow or a new look to a tired bathroom.

The mirror idea is one I use often for staging & re-design clients. A new mirror can update a bathroom so easily & cheaply. The following pix are examples from bathrooms I have re-designed.

in two cases, the large flat mirror was removed, the wall sanded & painted & then a more stylish mirror added.



CAROLE MEYER says:

Our bathrooms are all new, but still sometimes things start to look tired and I find that just buying new soaps in a great scent, adding fresh new towels and replacing old candles with new ones will freshen up the look. If you have a shower curtain, check it out....perhaps a new liner and curtain is all your bathroom needs to shine. I also make sure the paint is fresh looking and clean windows always do the trick! I think just attention to details can bring back new life without blowing the budget.....but that is always fun too!



allybaby says:

I'm wondering if the electric lamp with plug between two sinks is legal - and safe!
- in the Judith Balis photo.



Sonja Hilliard, DVM says:

I've used many of these great update ideas! Before and After photos of my master bath...



pamtb says:

did you use same mirror and just put frame around it? from where?



Lauren Pearce says:

2, 3 and 4 check check and check :)



dterry says:

Fresh paint, a frameless glass shower door switch out, new lighting and a fame around the large new mirror wall from Mirror Mate made all the difference in our new (old) bathroom. Oh and we splurged on heated towel rack!
pamtb...check out mirrormate on line.



Martha O'Hara Interiors says:

How fun! Thanks for including our work in your ideabook. It's an honor.


-Martha O'Hara Interiors
www.oharainteriors.com



eclecticjourney says:


A year and a half later and I still can't decide what to do with the mirror wall. I have several of these ideas in my ideabook. I had a matching 6 inch mahogany mirror frame built to fit over my old 8 foot long mirror, but not sure I like it. I really like the double or triple mirrors ideas posted on this post. Does anyone have any comments they would like to share?





eclecticjourney says:

Whoopson previous post I did not include the latest picture that shows the granite and faucets. So here goes....this goes with previous comment. Thanks.



would you like to comment?

[Home](#)
[Photos](#)
[Products](#)
[Ideabooks](#)
[Questions](#)
[Professionals](#)
[Help & FAQ](#)

[About Houzz](#)
[Houzz on Your Site](#)
[Press](#)
[Terms of Use](#)
[Copyright](#)
[Privacy Policy](#)
[Jobs](#)

Follow us on:

